




**HEPWORTH MARINE**  
INTERNATIONAL

# 80Nm Extra Heavy Duty Window Wiper

LOW VOLTAGE SYSTEMS IDEAL FOR AVERAGE TO HIGH SPEED VESSELS

- Pantograph and pendulum
- Silent running
- Arms with blades up to 59ins. (1500mm) available for average speed vessels
- Arms with blades up to 39ins. (1000mm) available for high speed vessels
- Fixed arc or variable arc models
- 12 and 24 volt DC
- Two speeds
- Self parking facility
- Insulated earth return
- Operated by various controls including a rotary switch, rocker switch or a multi-speed / function control system




...WIPER SYSTEMS FOR ALL SIZES OF VESSEL





**HEPworth MARINE**  
INTERNATIONAL



## SPECIFICATIONS

**Standard Details** 2 Speed; Self Parking; Insulated Earth Return; 12v and 24v

### Angles of Arc - Fixed:

**Pantograph Units** 25° to 90° (in 5° increments only)

**Pendulum Units** 25° to 115° (in 5° increments only)

### Angles of Arc - Variable:

**Pantograph Units** 40° to 90° (in 5° increments only)

**Pendulum Units** 40° to 90° (in 5° increments only)

**Spindle Centres** Between Drive Liner & Idler = 60mm  
Pantograph Units only

**Drive Liner** M26 - Brass Liner/16mm SS Spindle  
Pantograph & Pendulum Units

**Idler Liner** M26 - Brass Liner/16mm SS Spindle  
Pantograph Units only

**Liner Overall Length** Bulkhead Thickness + 55mm

**Bracket** C - Compact Bracket

**Unit Weight** Allowing for the maximum arm and blade lengths; 8Kgs (17.6 lbs)

## WIPER ARMS & BLADES

### Pantograph Arms

**P84** Heavy Duty  
**Lengths** 24" to 60" (610mm to 1525mm) nom  
**Drive Head** 16mm  
**Blade Clip** 14mm & 20mm

### Pendulum Arms

**F80** Heavy Duty  
**Lengths** 24" to 60" (610mm to 1525mm) nom  
**Drive Head** 16mm  
**Blade Clip** 14mm

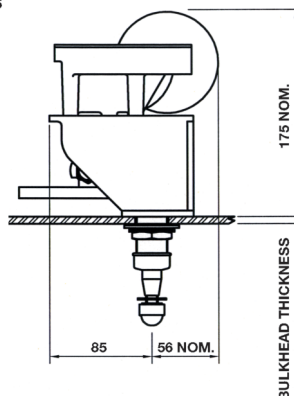
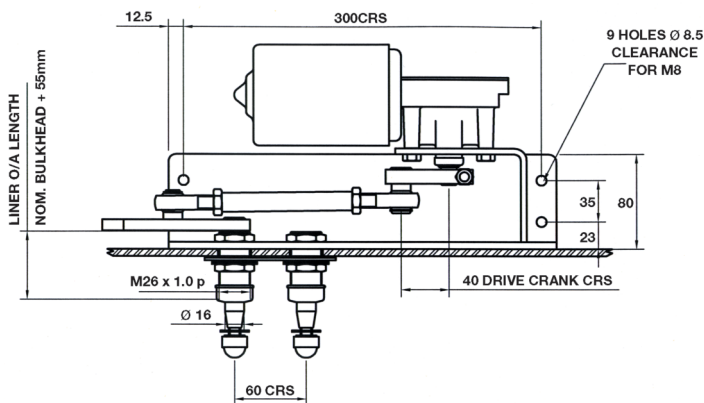
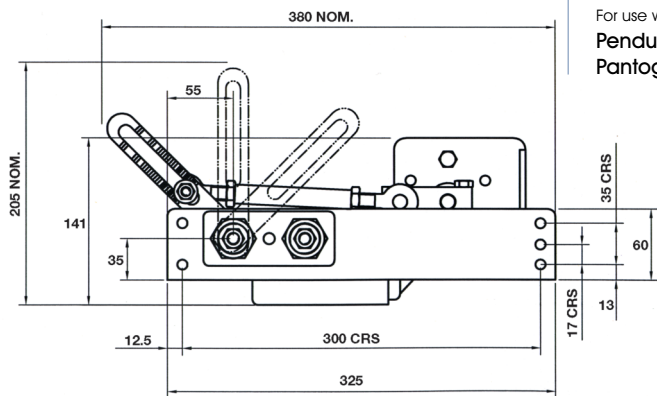
**F81** Heavy Duty  
**Lengths** 24" to 60" (610mm to 1525mm) nom  
**Drive Head** 16mm  
**Blade Clip** 20mm

### Blades

**B160** Curved Blade, Stainless Steel  
**Lengths** 12" to 28" (310mm to 710mm) nom  
For use with arm types:  
**Pendulum** F80  
**Pantograph** P84

**B160** Curved Blade, Stainless Steel  
**Lengths** 32" (810mm), 36" (915mm), 39" (1000mm)

For use with arm types:  
**Pendulum** F81  
**Pantograph** P84



\*Measurements are for illustrative purposes only

**80Nm**  
**Extra Heavy Duty**  
**Window Wiper**

LOW VOLTAGE SYSTEMS  
IDEAL FOR AVERAGE  
TO HIGH SPEED VESSELS

Can be used in  
combination with the  
following Controllers:

- Carling Switch
- Cole Hersee Switch
- Wynn 8224 Bus Control
- Pine Controller
- Toggle Switch

**North West Marine**  
**Distributors Ltd**

26940 26th Avenue  
Aldergrove, BC V4W 4A4,  
Canada

Phone: (604) 607-7901  
Email: Info@northwestmarine.ca

[www.northwestmarine.ca](http://www.northwestmarine.ca)