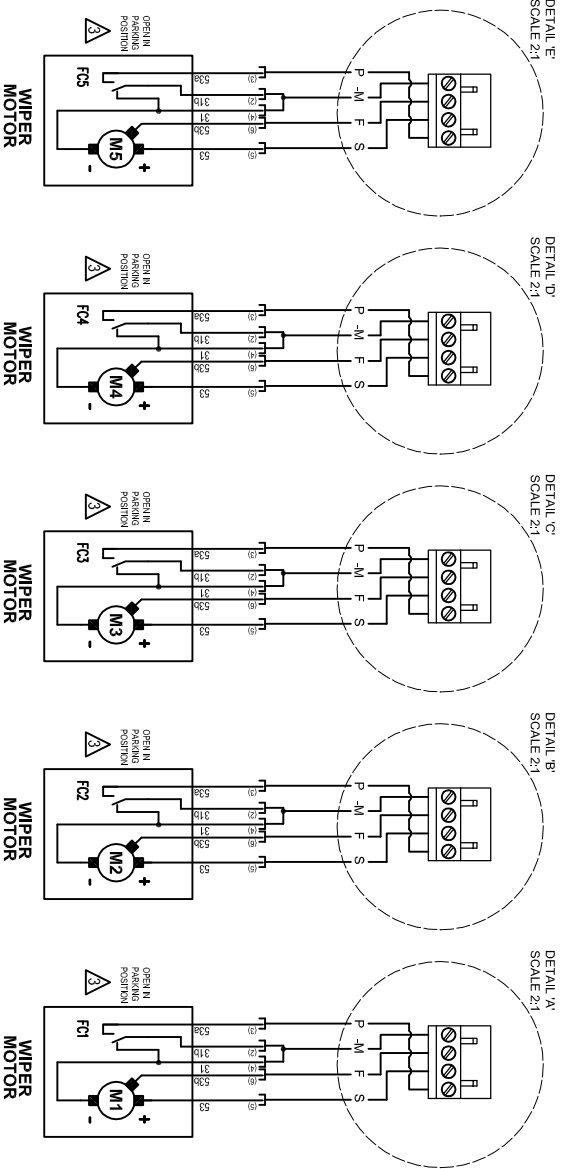
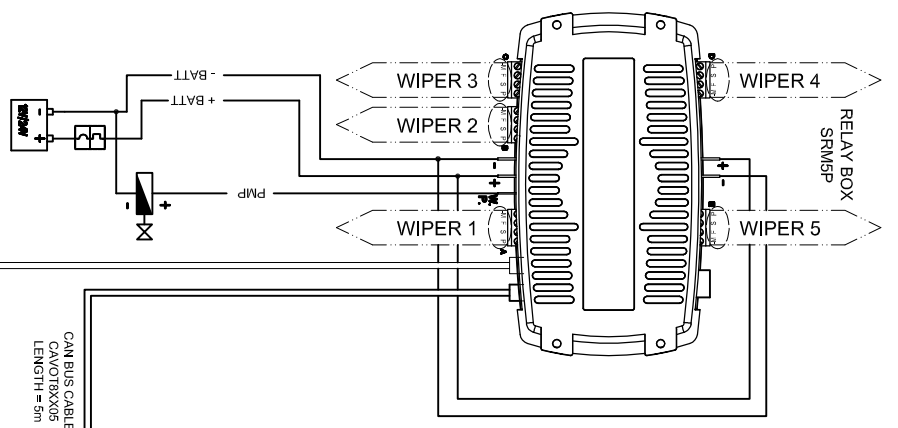
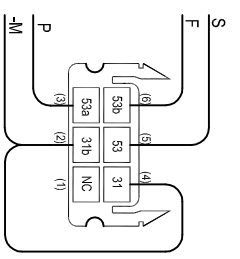


+BATT POSITIVE POLE OF POWER SUPPLY
 -BATT NEGATIVE POLE OF POWER SUPPLY
 PMP WINDSCREEN WASHING PUMP COMMAND
 N.C. NO CONNECTION
 S NORMAL SPEED MOTOR CONNECTION
 F FAST SPEED MOTOR CONNECTION
 -M NEGATIVE POLE OF MOTOR
 P WIPER SELF-PARKING SWITCH INPUT

CONTROLLED
 26 July 2011 14:20:41



Issue	Changed/Mod. No.	Date	Name
3.	S1217 - WIRING ROUTE UPDATED	26.07.11	D.G.H
2.	S975 - NEW GENERATION PARTS	30.06.11	D.G.H
1.	DRAWING CREATED & VALIDATED	03.05.05	A.P.G

Drawing Log No.	Drawn by	Approved by	Drawing Date
S975	D.G.H		30/06/2011

INTERCONNECTION DIAGRAM
 CT25 SERIES CONTROLLER

HEPWORTH MARINE
 INTERNATIONAL
 A Division of B. Hepworth
 B. Hepworth & Co. Ltd
 2-4 Merse Road North Moons Wood
 Redditch Worcestershire B98 9HL
 tel 01527 63057 fax 01527 66886

GENERAL TOLERANCES
 All dimensions are in mm unless otherwise stated

Dimension - No decimal place ± 1
 Dimension - One decimal place ± 0.5
 Dimension - Two decimal places ± 0.25
 Dimension - Three decimal places ± 0.125
 Dimension - Four decimal places ± 0.0625
 Angular Dimension ± 1°

NOTE CRITICAL DIMENSIONS MARKED THUS
SIGNIFICANT DETAILS MARKED THUS



Mail. Type - Finish 1 - REMOVE SHARP EDGES
 Mail. Part No. - Finish 2 -
 Mail. Size - Other info -

CONTROLLED Issue Date - 26/07/2011

HE0445-CT25/SRM5P

ISSUE No. 3