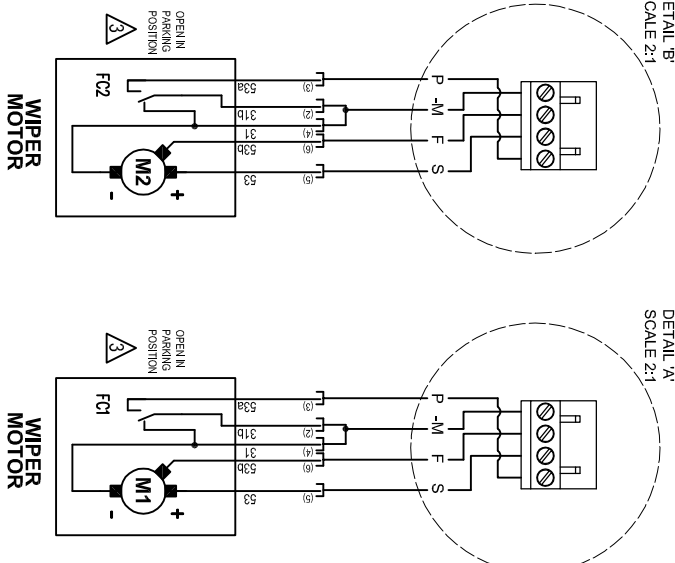
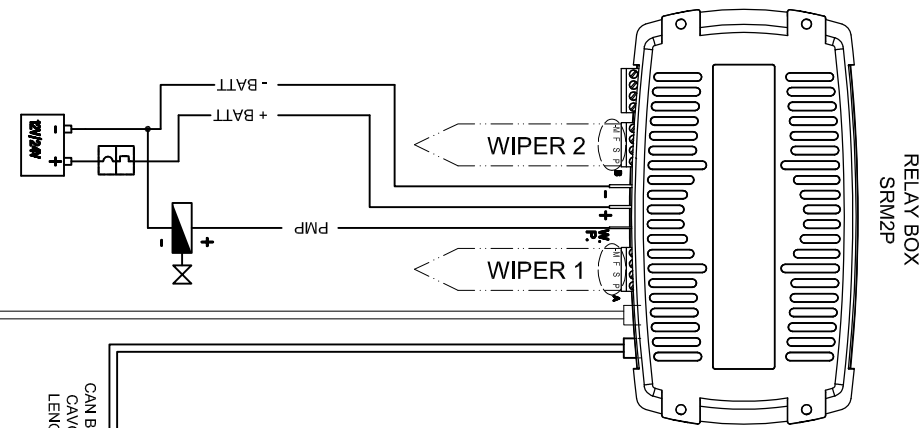
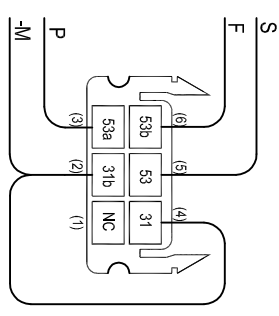


+BATT POSITIVE POLE OF POWER SUPPLY
 -BATT NEGATIVE POLE OF POWER SUPPLY
 PMP WINDSCREEN WASHING PUMP COMMAND
 N.C. NO CONNECTION
 S NORMAL SPEED MOTOR CONNECTION
 F FAST SPEED MOTOR CONNECTION
 -M NEGATIVE POLE OF MOTOR
 P WIPER SELF-PARKING SWITCH INPUT

CONTROLLED
 26 July 2011 12:45:41



TO OPTIONAL
 CONTROL UNIT
 CP4P2 OR TO CAN
 BUS NETWORK

NOTE CRITICAL DIMENSIONS MARKED THUS 'CD'
SIGNIFICANT DETAILS MARKED THUS 'SD'

Mail. Type - Finish 1 - REMOVE SHARP EDGES
 Mail. Part No. - Finish 2 -
 Mail. Size - Other Info -

GENERAL TOLERANCES

unless otherwise stated
 Dimension - No decimal place ± 1
 Dimension - One decimal place ± 0.5
 Dimension - Two decimal places ± 0.25
 Dimension - Three decimal places ± 0.125
 Dimension - Four decimal places ± 0.0625
 Angular Dimension ± 1°

All dimensions are in mm
 unless otherwise stated

B. Hepworth & Co. Ltd. (the Owner) holds intellectual property rights in the article shown. This drawing and the article may not be copied in any form without prior written permission of the Owner.
 © B. Hepworth & Co. Ltd., 2010

HEPWORTH MARINE INTERNATIONAL

A Division of B. Hepworth & Co. Ltd
 B. Hepworth & Co. Ltd
 2-4 Merse Road North Moons Mead
 Redditch Worcestershire B98 9HL
 tel 01527 63057 fax 01527 66836

Issue	Changed/Mod. No.	Date	Name
3.	S1217 - WIRING ROUTE UPDATED	26.07.11	D.G.H
2.	S975 - NEW GENERATION PARTS	30.06.11	D.G.H
1.	DRAWING CREATED & VALIDATED	03.05.05	A.P.G

Drawing Log No.	Drawn by	Approved by	Drawing Date
S975	D.G.H		26/07/2011

INTERCONNECTION DIAGRAM

CT22 SERIES CONTROLLER

CONTROLLED
 Issue Date - 30/06/2011

3RD ANGLE

DO NOT SCALE

IF IN DOUBT ASK

HE0445-CT22/SRM2P

3

HE0445-CT22/SRM2P